

Faculty of Medicine  
MAHSA University, BSP, Selangor  
Phone: +603-7965 2555

## INSIDE THIS ISSUE

1. Message from Dean
2. Student Activities
3. FOM Activities
4. New FOM Staffs

## Message from Dean

Dear Faculty Members

As we stride through the first quarter (January-March) of 2024, I am thrilled to share with you the remarkable achievements and significant developments within our esteemed Faculty of Medicine (FOM) at MAHSA University. Your dedication and commitment have been the driving force behind our collective success, and I am immensely proud of each and every one of you.

Academic Excellence: Finally, the FOM can roll out its maiden postgraduate (PG) program in Aesthetic Medicine – Master of Aesthetic Medicine (MAM) – that can be completed full-time (3 semesters). Today marks the beginning of MAM with the initial recruitment of four PG students. We were very fortunate to assemble a group of dedicated and passionate academicians and professionals, both within and outside of FOM and aesthetic professionals practicing in private clinics, to ensure that MAM will remain a popular choice among medical and health professionals. Besides UCSI, MAHSA University is the only other university that can offer such a distinctive PG degree at the master's level in Aesthetic Medicine. Following the successful launch of MAM, we are also looking forward to offering another PG program in aesthetic medicine – the PG Certificate in Aesthetic Medicine (PGCAM), which is more practice-based compared to the MAM.



**Student Achievements:** The Intervarsity Battle of Skills will be held in IMU Clinical Campus, Seremban on 19<sup>th</sup> and 20<sup>th</sup> July 2024. Our group of students representing MAHSA emerged as 2nd runners-up in the same competition held in 2023 just behind Monash University and International Medical University. We are determined to improve this year. This event will promote healthy competition with students from all universities, fostering fellowship and camaraderie. It is a chance to expand medical students' network, meet other students to have fun and exchange, expand academic ideas and live up to our university's motto (BE MORE).

**Holy Month of Ramadhan:** We are now on the last 10-days of the holy month of Ramadhan and will be rejoicing in the Festivities of Aidilfitri on the 10<sup>th</sup> of April 2024. I would like to extend my warmest wishes to all our Muslim faculty members and students for your resilience and perseverance in the observance of this Holy Month, especially considering the heat waves over the past week. Ramadhan is a time for spiritual reflection, self-discipline, and acts of kindness. Let us embrace this sacred month with humility and gratitude, and may it bring blessings, peace, and prosperity to all. As we celebrate this festival with our friends and families, let us remember the importance of unity, compassion, and generosity. May this joyous celebration bring happiness, harmony, and prosperity to all.

In conclusion, I would like to express my heartfelt gratitude to each one of you for your unwavering dedication, passion, and commitment to excellence. Together, we will continue to uphold the highest standards of academic excellence and contribute to the advancement of medical education and research. Wishing you all continued success and fulfilment in your endeavors.

Sincerely,



**Prof. Dr. Rusli Bin Nordin**

Dean

Faculty of Medicine

MAHSA University

Level 7, Main Building, Bandar Saujana Putra, 42610 Jenjarom, Selangor, Malaysia

**M** +6012-721 1994 | **O** +603-5102 2200 **Ext:** 2298

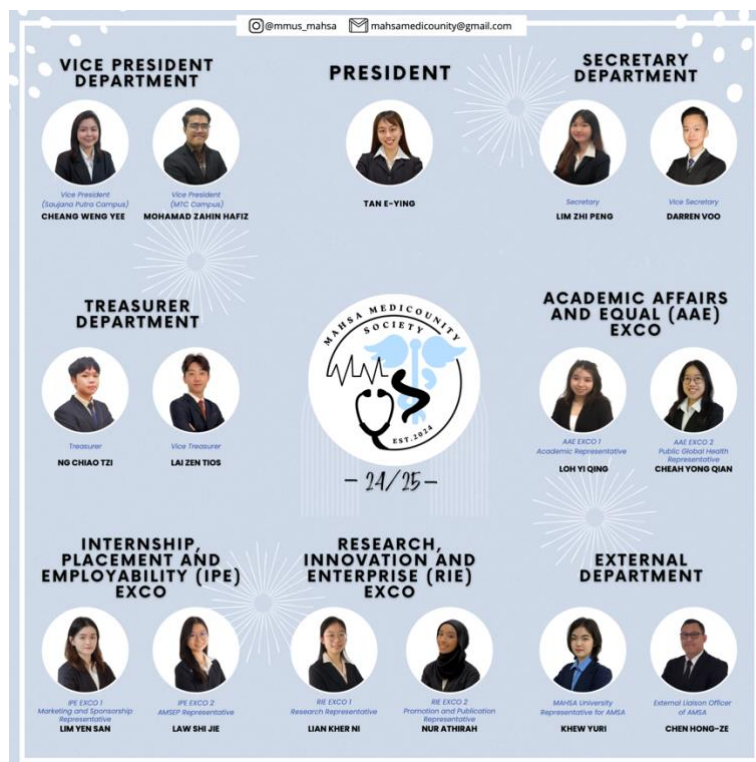
**E** [rusli@mahsa.edu.my](mailto:rusli@mahsa.edu.my) | **W** [www.mahsa.edu.my](http://www.mahsa.edu.my)

## Student Activities

### Unifying Forces: Inauguration of MAHSA MedicoUnity Society (MMUS)

MAHSA MedicoUnity Society (MMUS) was formally established on 22 January 22 2024, marking a significant milestone in the university's medical community. This momentous event took place at the MAHSA University campus, involving a merger of prominent medical societies: MAHSA Medical Society (MedSoc), AMSA MAHSA, and Under The White Coat (UWTC).

The formation of MAHSA MedicoUnity Society (MMUS) represents a profound consolidation of resources and efforts within MAHSA University's medical fraternity. Under the capable leadership of the inaugural executive committee, led by President Tan E-Ying, the society aims to foster collaboration, academic excellence, and holistic development among medical students.



Organisation of MMUS 2024/2025

The amalgamation of these societies brings together a diverse array of talents and expertise, uniting students under a common platform to address pertinent medical issues, promote interdisciplinary cooperation, and engage in community outreach initiatives. With a membership comprising dedicated individuals like Vice President Cheang Weng Yee and Treasurer Ng Chiao Tzi, MMUS is poised to make significant strides in advancing medical education and service.

The acceptance and enthusiasm surrounding MMUS's inception underscore its relevance and importance within the MAHSA University community. Students and staff alike have embraced this initiative, recognizing its potential to enhance networking opportunities, facilitate knowledge exchange, and nurture future healthcare leaders.

One of the unique points of MMUS lies in its commitment to inclusivity and collaboration across various medical disciplines. By fostering a culture of teamwork and mutual support, the society empowers students to explore interdisciplinary approaches to healthcare delivery and research.

Through its various activities and initiatives, MMUS aims to achieve tangible outcomes that resonate beyond the confines of the university campus. Whether through organizing medical camps, conducting research symposiums, or advocating for public health issues, the society seeks to make a meaningful impact on society while enhancing MAHSA's reputation as a hub for medical excellence.

The establishment of MAHSA MedicoUnity Society (MMUS) heralds a new era of collaboration and innovation within the university's medical community. As MMUS continues to evolve and expand its reach, its legacy of unity and service will undoubtedly leave a lasting imprint on both present and future generations of medical professionals.

**Prepared by Dr. Nancy Choon Si Ng**



## Empowering Community Health: MAHSA Medical Students at IJM Rimbayu Run with Me

On 3 March 2024, students from the Faculty of Medicine, MAHSA University, volunteered at the IJM Rimbayu Run with Me event, held in collaboration with MAHSA Specialist Hospital. This community initiative saw students actively participating in health screening stations and assisting in hands-only CPR sessions.



**Dr. Veena providing consultation to participants with medical students**

conducted vital sign assessments, blood glucose checks, body composition analyses, and CPR demonstrations for the 163 participants.

Under the guidance of esteemed faculty members such as Prof Dr Basher, Dr Veena, and Prof Dr Abdul Ali, MAHSA medical students played a pivotal role in ensuring the success of the health screening stations and hands-only CPR sessions. Their dedication and commitment to promoting community health were evident as they



**Prof. Dr. Ali and Dr. Hamid demonstrating on hands-on CPR**

The impact of MAHSA students' involvement in the IJM Rimbayu Run with Me event was profound, both for the participants and the students themselves. Not only did the event provide an opportunity for students to apply their medical knowledge in a real-world setting, but it also allowed them to engage with members of the community and promote health awareness.

The enthusiastic participation of MAHSA medical students was met with appreciation and gratitude from event organizers and participants alike. Their professionalism and compassionate approach to healthcare left a lasting impression on everyone involved, further enhancing MAHSA's reputation as a leading institution dedicated to community service and medical excellence.



**Students providing vital signs checking for participants**

One of the unique selling points of this event was the comprehensive healthcare services offered by MAHSA students, including health screenings and CPR demonstrations. By actively engaging in these activities under the guidance of experienced faculty members, students gained invaluable practical skills and insights into the

importance of preventive healthcare measures and emergency response techniques.

The achievement of successfully contributing to the IJM Rimbayu Run with Me event underscores MAHSA's commitment to instilling a sense of social responsibility and altruism among its students. Through such initiatives, MAHSA not only serves the community but also cultivates future healthcare professionals who are empathetic, skilled, and dedicated to making a difference.

The participation of MAHSA medical students in the IJM Rimbayu Run with Me event exemplifies the university's commitment to fostering community engagement and promoting public health. Moving forward, such initiatives will continue to shape compassionate healthcare leaders who prioritize the well-being of individuals and communities alike.

**Prepared by Dr. Nancy Choon Si Ng**

## Participation of MAHSA University Team in USIM International Intersarsity Microbiology Quiz Challenge 2024

On March 9, 2024, two teams comprising third-year MBBS students took part in the international Intersarsity Microbiology Quiz Competition, hosted by the Faculty of Medicine and Health Sciences at Universiti Sains Islam Malaysia (USIM). The event attracted 29 teams from universities not only across Malaysia but also from neighbouring countries like Indonesia and Singapore. On the event day, participants gathered in the main hall for smooth registration, each team assigned an usher. Following group photos and breakfast provided by the organizers, teams moved to another room for the start of the first round of the competition at 9 a.m. This round involved an individual Kahoot activity, with students answering 30 microbiology-related quiz questions within a 30-minute timeframe.



**Participants gathered in the hall after registration**

After completing the first round, we had a brief break before starting the second round at 10 a.m. The second round was structured as an explorace, featuring 10 distinct stations. Each station allowed participants 10 minutes to complete various challenges, including charades, model building, and jigsaw puzzles, all centered around microbiology-themed questions.

The third round, functioning as the elimination stage, featured a group Kahoot challenge. From this stage, the top three teams with the highest cumulative scores from the previous rounds would progress to the final round, a viva session. **Ultimately, the winning teams were from the National University of Singapore, the University of Malaya, and the National Defence University of Malaysia.**





**From left: Wong Yong Xi, Jessie Tang, Ng Jo-An , Loh Jin Yao, Assoc Prof Dr Shalini Vellasamy, Emad Amoo, Fathimath Shiuza, Nur Syafiah Syuhaidah Binti Adnan and Nur**

Although our MAHSA teams didn't advance to the final round, the experience was incredibly enlightening and enriching, leaving a lasting impact on our academic journey. It provided a platform to assess our knowledge and skills in microbiology, helping us identify areas for improvement and recognize our strengths. The competition also fostered teamwork and camaraderie within our group, as we learned to support and uplift each other, strengthening our unity and cohesion.

Additionally, the quiz competition offered networking opportunities with students from various universities, fostering a sense of community within the academic sphere. Engaging in discussions with participants from diverse backgrounds broadened our horizons and enhanced our learning journey.

We express our heartfelt appreciation to Associate Professor Dr. Shalini Vellasamy for her indispensable support and guidance throughout the competition. Her pivotal role in motivating and guiding our team of third-year MBBS students has been invaluable. AP Dr. Shalini's unwavering presence on the competition day served as a source of reassurance, guiding us to strive for excellence despite challenges. We would also like to thank our lecturers from the Department of Microbiology (Associate Professor Dr. Shalini Vellasamy, Dr. Sri Raja Rajeswari, and Dr. Premmalanga Rangasamy) for all their guidance and coaching sessions in preparing us for the competition.

**Prepared by Ng Jo-An, MBBS Y3 Student**



## Report on Clinical Electives (Year 4 Academic Year 2022/2023)

The fourth-year clinical electives is a mandatory requirement for students, for their final professional examination. Notably, last year marked a significant transition as it was the first group of students to undertake clinical electives post-COVID-19 pandemic, following a hiatus in elective opportunities over the previous two academic years (2019/2020 and 2020/2021). Mahsa Health (JUC) introduced a new elective option at the Dialysis Centre under the supervision of AP Dr. Gauri, with six students opting for this program.

Fourth-year MBBS clinical electives aim to enhance students' development through various means. They allow students to choose electives in their preferred medical field, encouraging personal and professional growth. These electives promote responsibility, lifelong learning, and building upon prior experiences. They expose students to diverse healthcare settings, broadening their understanding of medicine and career options. Additionally, electives offer hands-on experience, deepen medical knowledge, and provide practical skills for future practice. They foster cultural competencies and offer opportunities for insight and improvement. Lastly, electives emphasize efficient use of time and resources in learning and practice.

Out of 148 fourth-year students, 56 completed their clinical electives overseas, while 92 undertook electives in Malaysia. The overseas elective placements took place in India, Pakistan, Bangladesh, Oman, Qatar, Australia, Kenya, Hong Kong, Maldives, Saudi Arabia, Taiwan, USA, UK, and Indonesia. The students gained exposure to various medical specialties through this international experience, acquiring invaluable insights into different healthcare systems and medical practices.



**Miss Darshini Mahendran at Christian Medical College, Vellore, India**



**Wong Khai Ling at Hospital Queen Elizabeth I**

The majority of students chose electives in tertiary hospitals, primarily in departments like Internal Medicine, Emergency Medicine, Orthopaedics, Surgery, Psychiatry, Paediatrics, Ophthalmology, and Otorhinolaryngology (ENT). Additionally, some explored new areas such as forensic medicine, dermatology, and plastic and reconstructive medicine. A minority opted for electives in district hospitals, private primary care clinics, and private hospitals.

Overseas medical experiences provide invaluable opportunities for students to explore healthcare systems different from their own, gaining insight into various medical practices. They also acquire knowledge about diseases uncommon in their home country, broadening their understanding of global health challenges. Additionally, these experiences enhance students' public health knowledge and allow them to enrich their medical education in diverse physical and social settings. Despite diverse backgrounds and cultures, students recognize the universal nature of medical practice worldwide. Overall, students find these experiences educational and enjoyable, offering valuable insights into the real world of clinical medicine. Important factors to consider before selecting a hospital or country include cost, insurance, weather, safety, and language. Most students opt for hospitals in their hometowns. Of note, Hospital Sarawak permits students to choose three different disciplines for one week each.

Reading the feedback and reflections on the students' electives is truly heartwarming. The vivid descriptions and numerous photographs allow us to visualize each student's journey. All students unanimously agreed that applying for clinical electives is a straightforward online process. Some students strongly suggested that clinical electives should be offered at the end of every academic year.

At the end of their electives most students shared similar experiences. They expressed newfound independence and improved communication skills. While most students chose fields of interest, some were assigned to departments within the hospital. They observed and honed their clinical skills and found opportunities for hands-on training, especially in countries like India, Kenya, Bangladesh, Maldives, and Malaysia, where they performed procedures under supervision. Two students who went to Taiwan were impressed by the efficient, paperless, stress-free healthcare system in a state-of-the-art hospital run by an NGO. District hospitals offered equally interesting cases and procedural opportunities due to fewer doctors. Clinical electives sparked interest in unexpected areas, such as learning about communication issues in children. Additionally, students attended daily ward rounds, weekly grand rounds, and departmental continuing medical education sessions. Overall, the experience was unforgettable and deeply etched in their minds, motivating them to move forward. Networking with medical students from other countries provided opportunities to build professional connections for the future. Students expressed feeling inspired, motivated, humbled, and enlightened by their experiences, and we hope to see them excel in their final examinations. It is our hope that in the future, clinical electives will be offered free of charge to medical students as they are integral members of the medical team.

We would like to extend our special appreciation to Professor Dr. Rusli Bin Nordin, our esteemed Dean of the School of Medicine, for his support. We are grateful for the support and valuable advice provided by AP Dr. Peh Kiam Peng throughout the year. Our heartfelt thanks go to AP Dr. Nilar Khin and AP Dr. Nizam for facilitating communication with year 4 and year 5 students. A big thank to AP Dr. Gauri for supervising the program at the Dialysis Centre.

**Prepared by Dr. Veena Joshi, Year 4 MBBS Clinical Elective Coordinator**

## FOM Activities

### Healing Hands: AMSA MAHSA's Inaugural Workshop Series

The inaugural Healing Hands series, presented by AMSA MAHSA 22/23, took place on 4<sup>th</sup>, 11<sup>th</sup> and 18<sup>th</sup> January 2024, at the MAHSA Clinical Campus, Menara Teo Chew. This series comprised suturing and knot tying workshops aimed at enhancing participants' surgical skills and knowledge.



**Dr Arsath demonstrating the suturing technique**

including Prof Dr Ravikant Palur, A/P Dr Peh Kiam Heng, Prof. Dato' Dr. Jenny Tong May Geok, A/P Dr Nilar Khin, A/P Dr Gauri Krishnaswamy, A/P Dr Uday Singh Dadhwal, Dr Mohamed Arsath Shamsudeen, Dr Parveez Rahman Rabik Rahuman, Dr Veena Gauri, and Dr Yang Qingzhi.

Spearheaded by AMSA MAHSA's organizing chairperson, Cheang Weng Yee, the Healing Hands series attracted 120 enthusiastic participants eager to refine their surgical techniques. The workshops were facilitated by esteemed experts in the field,

Participants not only learned practical skills but also benefited from the invaluable mentorship and guidance provided by the experienced facilitators. The series provided a platform for hands-on learning and interactive sessions, fostering a conducive environment for skill development and knowledge exchange.

The overwhelming response and positive feedback from participants underscored the success of the Healing Hands series. Attendees expressed appreciation for the opportunity to enhance their surgical proficiency and interact with esteemed professionals in the field. The event served as a testament to AMSA MAHSA's commitment to promoting medical education and professional development among students.

One of the unique selling points of the Healing Hands series was its focus on practical, hands-on learning facilitated by renowned experts. By offering participants the chance to practice suturing and knot tying under expert guidance, the series equipped them with essential surgical skills that will prove invaluable in their medical careers.





**Prof Ravikant supervising suturing technique**

The achievement of successfully organizing and executing the Healing Hands series reflects positively on AMSA MAHSA's reputation as a proactive and student-centric organization. By providing platforms for practical skill enhancement and professional development, AMSA MAHSA contributes to shaping competent and well-rounded medical professionals.



**Group photo of organising committee with facilitator on 11 January 2024's session**

The inaugural Healing Hands series not only provided participants with valuable surgical skills but also showcased AMSA MAHSA's dedication to fostering excellence in medical education. As AMSA MAHSA continues to organize such initiatives, the future holds promise for further advancements in medical training and professional development within the university community.

**Prepared by Dr. Nancy Choon Si Ng**

## MAHSA Faculty of Medicine Rings in Chinese New Year

On 22 February 2024, MAHSA University's Faculty of Medicine ignited the spirit of Chinese New Year with vibrant festivities. Engaging students and staff, the event unfolded in the dynamic ambiance of the Spine (Level 2), featuring captivating student performances and traditional rituals.

The pulsating energy of the morning celebrations resonated as MBBS students showcased their talents through spirited cheerleading dances, adding an electrifying touch to the event. Amidst cheers and applause, the ceremonial Yee Sang tossing fostered camaraderie and prosperity among attendees, symbolizing the anticipation of good fortune in the coming year.

As the day progressed, the festivities continued to captivate with the mesmerizing lion dance, a cherished tradition that graced both the Faculty and the university grounds. The unity and joy exhibited by participants underscored the cultural richness and diversity cherished at MAHSA University.

The event not only celebrated the cultural heritage of Chinese New Year but also exemplified the collaborative spirit and creativity within the Faculty of Medicine. The enthusiastic participation of students and staff not only fostered a sense of belonging but also showcased the vibrant tapestry of talents within the MAHSA community.



**Lion Dance in Faculty of Medicine**

## Enhancing Assessment Methods

On March 5, 2024, the Medical Education Unit at the Faculty of Medicine organized a workshop titled "Determining Difficulty Level of MCQs and Standard Setting." The objective was to equip faculty members with practical methodologies tailored to the faculty's requirements for setting standards in Multiple Choice Questions (MCQs). With 23 enthusiastic participants representing diverse disciplines, the workshop facilitated collaborative learning and skill development.

The workshop agenda featured three primary activities:

- Developing MCQs aligned with Bloom's Taxonomy Cognitive Levels
- Analyzing and assessing the difficulty level of MCQs
- Implementing standard setting to establish the pass mark

The workshop emphasized the importance of striving for objectivity in standard setting while acknowledging the limitations inherent in various methods. Participants were guided to create MCQs and evaluate difficulty levels from a perspective of subject expertise, focusing on assessing the competency of prospective housemen. Instead of comparing evaluations, the emphasis was on establishing the minimum competency necessary for safe practice. Moreover, the workshop introduced participants to a customized adaptation of the Ebel method for standard setting.



The workshop offered faculty members valuable opportunities to improve assessment practices, providing them with the knowledge and skills needed to establish suitable benchmarks for professional examinations. Participants gained a deeper understanding of setting standards that reflect competency levels, ensuring fairness and consistency in evaluating examinees' performance. We anticipate

continuous improvements within our unique context, demonstrating our commitment to excellence in medical education.

**Prepared by Assoc. Prof. Dr. Myo Khi Tha**



## Charity Project of Year 2 MBBS Students


The MAHSA University second-year MBBS students conducted their charity programme activity under Dr. Chandrasekaran's guidance in February 2024. This activity is part of the MPU (Mata Pelajaran Umum) module, which is a pre-university qualification of general studies for private universities in Malaysia. A total of 137 students, divided into 12 subgroups, took part in various charity programmes including beach cleanups, soup kitchens, awareness programmes in school and orphanages and zoo cleanups. Such initiatives provide a golden opportunity for students to address social issues, support the disadvantages and foster a sense of collective responsibility. This article explores the details of and the significance of charity programmes in building stronger communities.

One of the primary roles of the charity programme is to address the pressing social issue of hunger and homelessness. Through this programme, the students were able to provide resources, support and education to those in need. Group B1, led by Nur Athirah took part in a soup kitchen at Kechara Soup Kitchen to provide hot meals to the locals in the area. Volunteers of the group assisted in preparing food, serving the meals and engaging with the guests in a compassionate and respectful manner. Besides that, group A6 lead by Divya Sri Babu also carried out their charity programme in Promise Home Orphanage for Orang Asli in Puchong Prima. They worked hand in hand with the orphanage to educate the children on personal hygiene, awareness regarding physical boundaries and game sessions. The charity programme provided the students with the opportunity to understand their pivotal role as citizens in fostering connections across diverse socioeconomic backgrounds.



**The students during beach cleaning at Morib Beach, Banting (left). The picture (right) shows the cigarette buds collected during the clean-up**





**The students are cleaning the penguin's enclosures**

Through the charity initiative, students could participate in the community and contribute their time and resources to worthwhile causes like beach and zoo cleanups. Group A4, led by Kashwin Yogarajah, spent their weekend cleaning the Morib beach in Banting. They worked tirelessly to collect and segregate waste into recyclables and non-recyclables, besides putting up posters around the beach premises to educate the public. They also met with the local authorities to discuss upcoming charity events in future. Another such group is group A1 led by Chen Hong Ze who took the initiative to do a zoo cleanup at Zoo Negara. They actively engaged in litter removal, enclosure cleaning and contributing to the facility's hygiene. The volunteers gained firsthand insights into animal care and welfare of captive animals.

In conclusion, the charity programme achieved its motto, which was to foster empathy and compassion and promote civic engagement amongst the medical students of Mahsa University. Apart from aspiring to become doctors, it is important to equally play a part as active citizens to create an equitable and compassionate world for all.

**Prepared by Dr. Chandra**

## Welcome to our New FOM Staff!



**Dr. Mohamad Ali Bin Abdul Rahiman**

Department of Anatomy

Dr. Mohamad Ali Bin Abdul Rahiman holds a Master of Medical Science in Anatomy from Universiti Kebangsaan Malaysia. He completed his Bachelor of Medicine at Universiti Putra Malaysia. Additionally, he served as a Fellow of Anatomy at the Dental Faculty of Universiti Kebangsaan Malaysia. Throughout his career, Dr. Rahiman has gained valuable experience in various medical roles, including serving as a House Officer and later as a Medical Officer in the radiology department. His professional interests lie in continuous learning and contributing to medical research and practice. Dr. Mohamad Ali Bin Abdul Rahiman is passionate about giving back to the community. He has been involved in various humanitarian initiatives, including serving as President of the Al-Nawawi Institute and founding the Hope Learning Center, which supports educational efforts for refugees. Dr. Rahiman has also participated in medical outreach programs, demonstrating his commitment to making a positive impact beyond his professional responsibilities.



**Dr. Mohamed Afiq Hidayat  
Zailani**

Department of Pathology  
and Forensic Pathology

Dr. Mohamed Afiq Hidayat Zailani graduated with a Bachelor of Medicine and Surgery (MBBCh) from the University of Cairo, Egypt in 2016. He then obtained a master's degree (MMedSc) in 2021, and a Doctor of Philosophy (Ph.D.) in Pathology from the National University of Malaysia (UKM) in 2024. He received a Bronze Medal Award in the Young Inventor Postgraduate (Open) Category at the Invention, Innovation & Design Exposition (IIDEX) 2020 and a Research Recognition Award in Sayembara Poster Kajian 2021 from the Ministry of Higher Education Malaysia, as well as the Third Best Oral Speaker Award at the International Congress of Pathology and Laboratory Medicine 2023. Since 2019, he has been a committee member of the Malaysia Robotics and Automation Society (MyRAS), the Asia-Pacific Academic Consortium for Public Health, and the Thalassemia Awareness Eduvariome Programme 2019 by the Malaysian Node of the Human Variome Project and Malaysian National Commission for UNESCO. He has vast experience in clinical management, molecular research, and scientific publications with more than 90 citations. He is the main author of an upcoming book on triple viewpoints of medical drones under UKMPress, scheduled to be published in 2024. He was an invited peer reviewer at The Lancet Global Health 2023 (IF:34.3, Q1) for papers authored by researchers from Cambridge University. He is an expert in medical drone technology, point-of-care biosensors, haematology, and genetic disease. He is passionate about volunteerism and social contribution and collaborated with the Department of Indigenous Community Malaysia (JAKOA) for health promotions among Orang Asli populations in Malaysia.



**Dr. Norfarahin Abdullah Sani**

Department of Anatomy

Dr. Norfarahin Abdullah Sani has been awarded MBBS (2014) from Melaka Manipal Medical College and MSc of Anatomy (2023) by research from Universiti Kebangsaan Malaysia. She is a member of Malaysia Medical Association (MMA), Malaysian Anatomy Association (MAA) and registered with Malaysian Medical Council (MMC). Her contribution in medical research is in bone and fertility area involving natural products with a couple of peer-reviewed, open access, high index journal publications. Her major lab skills are in cell biology and cytology with proteomic and metabolomic methods. One of her notable achievements in the research field was presenting a poster of her own research at an international anatomy conference. Currently, she ventured as an academician at MAHSA University with loads of interest in clinical anatomy. She believes in making an impact in the medical anatomy world of teaching and dissections. Her research interest is in the field of Neuroendocrine Reproductive and Fertility, Clinical Anatomy, Medical Dissections and Medical Education.



Upcoming Issues:

1. ALPS - MAHSA MoU Signing
2. SAHAMM - MAHSA MoU Signing
3. Ramadhan Activities
4. CME Talks (Jan - June)
5. Research Talk
6. Faculty Raya Open House
7. MBBS Year 4 Student Activities
8. Biodata of New Staff

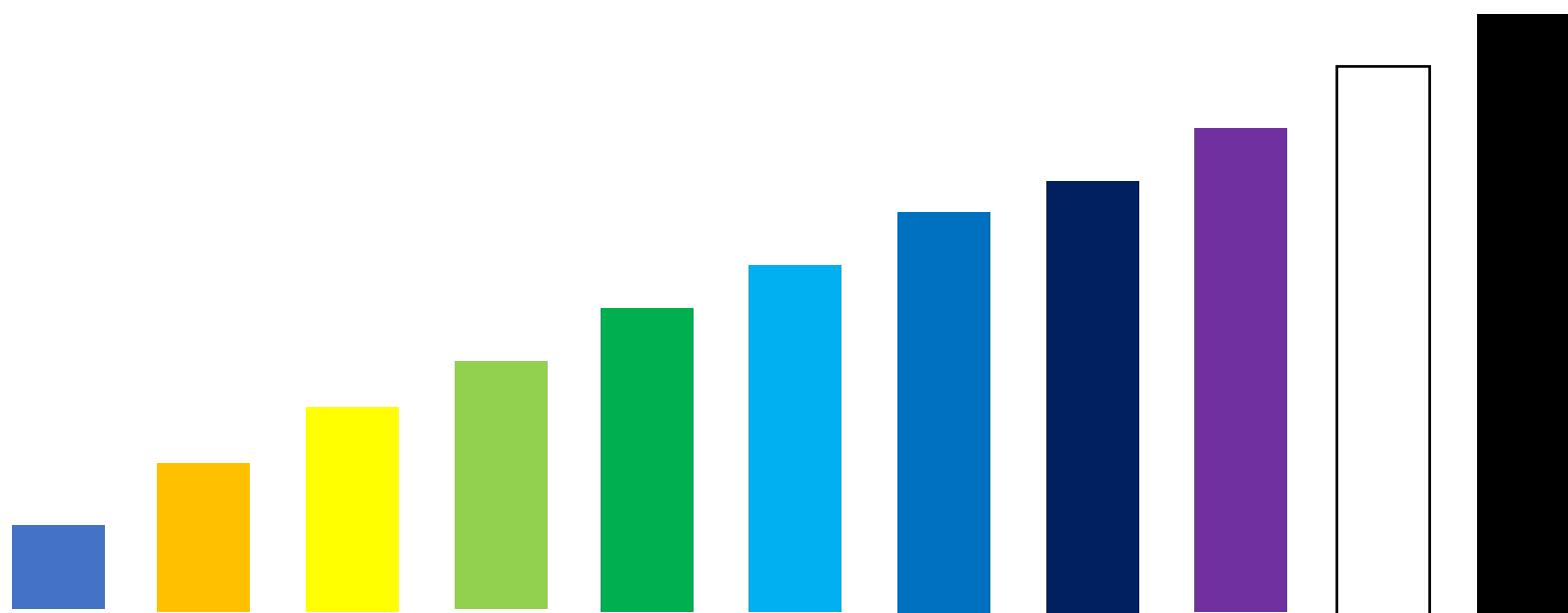
Editorial Team

**Assoc. Prof. Dr. Shalini Vellasamy**  
(Chief Editor)

**Dr. Rosfayati**  
**Dr. Sri Raja Rajeswari**  
**Dr. Menega Ganasen**



Faculty of Medicine  
MAHSA University, BSP, Selangor  
Phone: +603-7965 2555



**P R O G R E S S**