



MAHSA
UNIVERSITY

Masterclass in Oral Mucosal Changes

Faculty of Dentistry

Introduction

Oral mucosa is the lining of the oral cavity which has a variety of functions, such as protection, sensation and secretion. Oral mucosal lesion is defined as any change in oral mucosal surface and these changes may be presented as red, white, ulcerative and pigmented or as any swelling or as variants of developmental defects. Some of these can change to oral cancer. The aim of this course is to bring awareness about common oral changes encountered in the oral cavity.

Participants will be informed about the changes in the lining of the mouth and understand whether these changes are dangerous or not and what can be done.




Duration

7 hours

Content

- Normal Oral Mucosa
- Red and White Lesions
- Pigmented and Ulcerative Lesions
- Caring Your Mouth- Risk Factors
- Self Mouth Examination Demonstration
- Participant-based activities:
 - Self-mouth examination
 - Case discussions

What will you learn?

-  To recognize atypical changes in the mouth
-  To deal with abnormal findings
-  To do a self mouth examination

Who Should Join?

- Year 1 and 2 Doctor of Dental Surgery (DDS) students
- Non-dental students will benefit from this knowledge for themselves and to advise their potential patients

Certification

Certificate of Completion by MAHSA University



1800-88-0300



+603 - 5102 2200



marketing@mahsa.edu.my

MAHSA UNIVERSITY

Jalan SP2, Bandar Saujana Putra, 42610 Jenjarom,
Kuala Langat, Selangor, Malaysia

www.mahsa.edu.my

Follow us :



MAHSA University